

EDISON

design Fabio Gigli

Ancora un esempio di attenzione negli accostamenti e nelle scelte di natura tecnica ed estetica, ci ripropongono un concetto di solida bellezza.

Less thick, sophisticated technical materials. The lines of the new leg reflect the taste for purity of shape. Prestigious with the chrome plate finish, elegant in the satin finished version.





edison 352



353 edison

Rovere scuro *dark oak* - LRS







edison 358



359 edison

Acero maple - MAC



Un gioco di forme pensato per accogliere e sorprendere.
A play of shapes designed to welcome and surprise.

Pensata con una forma dinamica, occupa lo spazio "chiudendolo" su se stessa con un senso di forte dinamicità. Molto duttile anche per piccoli spazi che necessitano di un' eleganza sintetica.

Designed with dynamic, it occupies the space while "closing it" in itself with a strong dynamic sense. Very versatile, even for small spaces that require synthetic elegance.




edison 362



363 edison

Bianco white - MBI



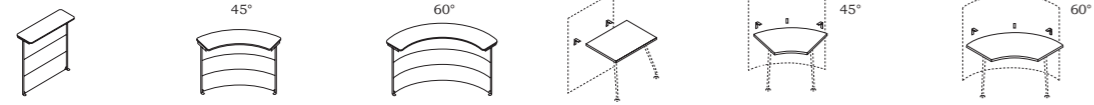
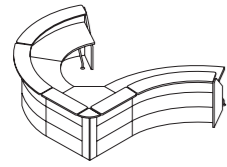
edison 364

365 edison

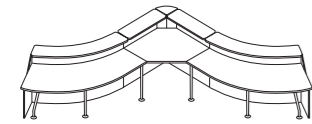
Rovere scuro *darl oak* - LRS

scheda tecnica *technical data*

EDISON



L 90 P 30 H 109 L 127 P 40 H 109 L 165 P 100 H 109 L 90 P 70 H 3 L 127 P 75 H 3 L 151 P 78 H 3



L 172 P 81 H 74 L 224 P 88 H 74 L 165 P 100 H 3 L 90 P 86 H 74 L 169 P 97 H 74 L 129,5 P 92,3 H 74



Gamba metallica singola/
Single metal leg Raccordo 90°/
90° connection Coppia fianchi finali/
Pair of external finishing side

melaminici *melamine*

MBI
bianco
white




MAL
alluminio
aluminum



MAC
acero
maple



LNO
noce naturale
natural walnut



LRS
rovere scuro
dark oak

